


KS2 SATS RESULTS 2024

22 children in cohort (*National averages from 2024, RBKC averages are from 2023*)




St Mary Abbots School
Flourishing in all things

	SMA EXP+ (working at the expected standard)	National average EXP+ (2024)	RBKC average EXP+ (2023)	SMA GDS (working at greater depth)	RBKC average GDS (2023)
Reading	91%	74%	80%	64%	39%
SPAG	100%	72%	83%	91%	47%
Maths	96%	73%	83%	46%	38%
Writing	91%	72%	80%	32%	24%
<p>Reading, Writing and Maths combined EXP+ = 86% Reading, Writing and Maths combined GDS = 18%</p> <p>National average Reading, Writing and Maths combined EXP+ = 61% National average Reading, Writing and Maths combined GDS = 8%</p> <p>RBKC average Reading, Writing and Maths combined EXP+ = 73% RBKC average Reading, Writing and Maths combined GDS = 16%</p>					


KS1 SATS RESULTS 2024

22 children in cohort (*National/RBKC averages are from 2023*)

	SMA EXP+ (working at the expected standard)	National average EXP+	RBKC average EXP+	SMA GDS (working at greater depth)	RBKC average GDS
Reading	91%	69%	75%	32%	23%
Maths	95%	72%	75%	36%	23%
Writing	91%	61%	68%	32%	12%
<p>Reading, Writing and Maths combined EXP+ = 86%</p> <p>National average Reading, Writing and Maths combined EXP+ = 56%</p>					


Year 4 Multiplication Tables Check 2024

24 children in cohort

	SMA pupils who scored 25/25	National average pupils who scored 25/25 (2023)
	63%	29%


Year 1 Phonics Screening Check 2024

27 children in cohort

	SMA pupils who passed	National average pupils who passed (2023)	RBKC average pupils who passed (2023)
	100%	80%	83%

GLD Reception Class 2024 (Good Level of Development)

29 children in cohort

	SMA pupils who achieved GLD	National average pupils who passed (2023)	RBKC average pupils who passed (2023)
	86%	67%	68%