


## KS2 SATS RESULTS 2023

*24 children in cohort*



**St Mary Abbots School**  
*Flourishing in all things*

	<b>SMA EXP+</b> (working at the expected standard)	<b>National average EXP+</b>	<b>RBKC average EXP +</b>	<b>SMA GDS</b> (working at greater depth)	<b>RBKC average GDS</b>
<b>Reading</b>	83%	73%	80%	46%	39%
<b>SPAG</b>	100%	72%	83%	54%	47%
<b>Maths</b>	92%	73%	83%	42%	38%
<b>Writing</b>	92%	71%	80%	34%	24%


Reading, Writing and Maths combined EXP+ = 75%  
Reading, Writing and Maths combined GDS = 29%

National average Reading, Writing and Maths combined EXP+ = 59%  
National average Reading, Writing and Maths combined GDS = 8%

RBKC average Reading, Writing and Maths combined EXP+ = 73%  
RBKC average Reading, Writing and Maths combined GDS = 16%

## KS1 SATS RESULTS 2023

*28 children in cohort*


	<b>SMA EXP+</b> (working at the expected standard)	<b>National average EXP+</b>	<b>RBKC average EXP+</b>	<b>SMA GDS</b> (working at greater depth)	<b>RBKC average GDS</b>
<b>Reading</b>	86%	69%	75%	39%	23%
<b>Maths</b>	93%	72%	75%	36%	23%
<b>Writing</b>	82%	61%	68%	32%	12%

Reading, Writing and Maths combined EXP+ = 79%

National average Reading, Writing and Maths combined = 56%


## Year 4 Multiplication Tables Check 2023

*23 children in cohort*

	<b>SMA pupils who passed with 25/25</b>	<b>National average pupils who passed with 25/25</b>
	91% (21/23)	29%


## Year 1 Phonics Screening Check 2023

*22 children in cohort*

	<b>SMA pupils who passed</b>	<b>National average pupils who passed</b>	<b>RBKC average pupils who passed</b>
	96% (21/22)	80%	83%

## GLD Reception Class 2023 (Good Level of Development)

*26 children in cohort*

	<b>SMA pupils who achieved GLD</b>	<b>National average pupils who passed</b>	<b>RBKC average pupils who passed</b>
	85%	67%	68%